

# Prototyping with a bio-inspired reconfigurable chip

Yann Thoma and Eduardo Sanchez  
Logic Systems Laboratory  
Swiss Federal Institute of Technology of Lausanne (EPFL)  
Lausanne, Switzerland  
yann.thoma@epfl.ch, eduardo.sanchez@epfl.ch

Daniel Roggen  
Autonomous Systems Laboratory  
EPFL  
Lausanne, Switzerland  
daniel.roggen@epfl.ch

Carl Hetherington  
Dept. of Electronics  
University of York  
York, UK  
cth103@ohm.york.ac.uk

Juan-Manuel Moreno  
Dept. of Electronic Engineering  
Technical University of Catalunya (UPC)  
Barcelona, Spain  
moreno@eel.upc.es

## Abstract

*In this paper we explain how the POEtic chip can be used for rapid prototyping. The POEtic chip, currently in the test phase, is a system-on-chip (SoC) containing a microprocessor and a reconfigurable array. Special features allow the dynamic creation of data paths in the reconfigurable array at runtime. It has been specially designed to ease the development of bio-inspired systems such as neural networks, but can serve as a general purpose platform, or as a prototype for hardware/software codesign. An AMBA bus allows POEtic chips to be connected to each other, or to external devices. After describing the hardware SoC, we discuss the software tools that have been created to design and test different applications. Three of these applications are described in order to demonstrate the utility of the POEtic chip's special features.*

## 1. Introduction

In recent years, bio-inspiration has been more and more important in the design of electronic and software systems. Artificial neural networks take care of sorting mail by analyzing human handwriting [16], while new antenna shapes are developed using genetic algorithms [8]. Designers can draw inspiration from the three life axes: Phylogeny (evolution), Ontogenesis (development), and Epigenesis (learning).

The Phylogenetic axis (P) represents the way in which species evolve, and how parents share their genetic heritage to create a new individual. The neo-Darwinian theory is now used by developers to solve complex problems for which no

deterministic method can be found. Genetic algorithms [6] are based on a selection from a population of individuals representing potential solutions, using a fitness function depending on the problem being solved. The selected individuals share their genotype to create a new generation by applying cross-over and mutation. The process is repeated until an acceptable solution is found.

The Ontogenetic axis (O) corresponds to the development of an organism from its first cell, the zygote, and to the self-healing capabilities of living beings. No machine or computer is capable of the self-repair seen in nature, although such a capability would be very useful for many situations such as space exploration, where humans cannot intervene. In a real organism, every cell contains the entire genome, allowing cells to self-repair without any global control. Some artificial systems, for example the embryonics project [9], use the same principles to make an artificial organism out of many identical cells that can differentiate and self-repair.

On the Epigenetic axis (E) we find the learning capabilities of living beings, based on neural networks. Our brain, or even a fly's brain, is capable during its life of acquiring a lot of experience. Furthermore, these learned experiences have an effect on the organism's behaviour. Artificial neural networks [17] are based on these principles, and their purpose is to develop systems that can, for example, learn to execute a task or recognize a pattern.

There has been considerable research involving one or more of these three life-axes. Most of it is done in software, due to the lack of a real hardware platform specifically designed for such applications. However, hardware implementations can dramatically improve the speed of genetic algorithms, evolvable hardware, and neural networks, by taking

advantage of the inherent parallelism of hardware systems.

The POEtic [12] chip [10] is a new reconfigurable hardware platform for rapidly prototyping bio-inspired systems that employ POE principles. In this paper we describe three applications which take advantage of the special features of POEtic, to show its potential for prototyping. These special features can be summarized as:

- combination of a microprocessor and a reconfigurable array
- parallel configuration
- partial reconfiguration
- dynamic routing

The next section briefly describes the POEtic hardware platform. Section 3 discusses the microprocessor programming tools, while section 4 describes the reconfigurable hardware development tools. We then show some applications that are currently being developed on this platform, before concluding.

## 2. The POEtic Platform

The POEtic chip has been specifically designed to ease the development of bio-inspired applications. It is composed of two main parts: a microprocessor, in the environmental subsystem, and a 2-dimensional reconfigurable array called the organic subsystem (figure 1). This array is made of small elements, called molecules, that are essentially composed of a 4-input look-up table and a flip-flop.

Although being oriented for bio-inspired systems, its architecture makes it a good candidate for any general design as the microprocessor can access the reconfigurable array very rapidly. This can be useful for both configuration and state retrieval.

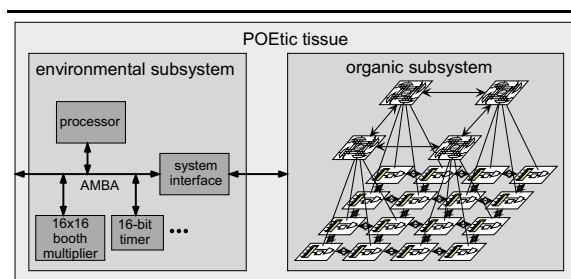
A test chip containing the microprocessor and twelve molecules is currently being manufactured. This ASIC prototype uses a CMOS 0.35  $\mu\text{m}$  1P-5M technology. Based on this prototype, the final chip will be designed and then realized.

### 2.1. The Microprocessor

The microprocessor is a 32-bit RISC processor, specifically designed for the POEtic chip. Its purpose is to control the organic subsystem, including the configuration of molecules, as well as to execute evolutionary processes. During the design process, particular attention was paid to the microprocessor size so as to leave more room for the reconfigurable array.

The main features of the POEtic microprocessor are as follows:

- The architecture is LOAD/STORE.



**Figure 1. The POEtic chip, showing the microprocessor and the reconfigurable array. In the organic subsystem, the molecular plane (bottom) is connected to the routing plane (top). Many elements connected to the AMBA bus, (another timer and serial and parallel ports) are omitted in order to simplify the schematics.**

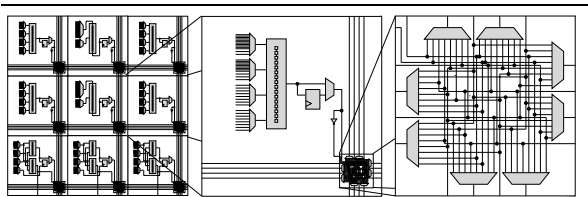
- Every instruction is 32 bits.
- Every instruction is executed in one clock cycle.
- A five-stage pipeline implements the datapath, with the following states: Fetch, Decode, Execute, Memory, and Writeback.
- 57 instructions are defined, two of which give access to a hardware pseudo-random number generator (a read instruction, and the load of an initial seed) which can be very useful for evolutionary processes. This generator has been implemented using a 32-bit linear feedback shift register.
- Up to 5 interrupt sources can be handled by the microprocessor.
- An AMBA bus [3] allows communication with all internal elements, as shown in figure 1, as well as with external devices. It also permits the interconnection of many POEtic chips, in order to realize a bigger virtual reconfigurable array.

The microprocessor can configure the array, and also retrieve its state. Access is made in parallel, so configuration and partial reconfiguration are very fast. The retrieved state can be used to calculate the fitness of an individual, in the case of an evolutionary process, or simply to debug any design running on POEtic. For genetic algorithms, evolution can be performed by the microprocessor. This obviates the need for slow data transmission to and from a host computer.

## 2.2. The Reconfigurable Array

The organic subsystem is composed of two layers: the molecular layer, that is reconfigured by the microprocessor, and the routing layer which implements a dynamic routing algorithm managed by the molecules.

The molecular layer is a grid of basic elements, called molecules. Although being similar to standard FPGA elements, molecules have special features which are useful for bio-inspired systems. The main components are a 4-input look-up table, a flip-flop, and a switch box, as depicted in figure 2.



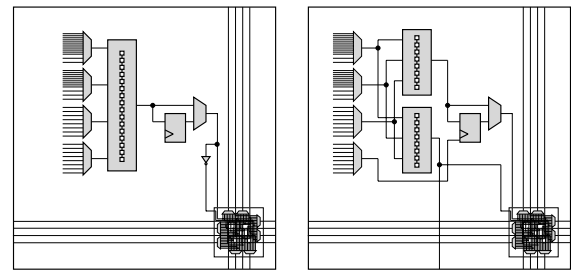
**Figure 2.** On the left, 9 molecules of the reconfigurable array. In the centre, a molecule in 4-LUT mode. On the right, the switch box of a molecule.

The switch box allows the connection of molecules that are not adjacent to one another. It is composed of eight multiplexers — two in each direction. Each multiplexer can select from the two signals coming from each direction, the output of the molecule, or a second output. The second output is, in most cases, the inverse of the first. The switch box has been designed with multiplexers, rather than with antifuse or RAM bits, in order to avoid any short-circuit. This feature means that a developer can use POetic as platform for evolvable hardware without any risk, as no randomly generated bitstream configuration can destroy the chip.

The molecule can act in different operating modes (figure 3):

- In 4-LUT mode, the output is any function of the four inputs.
- In 3-LUT mode, two outputs are computed, each from any 3-input function.
- In Comm mode, the LUT is split into a 8-bit shift register and a 3-input LUT.
- In Memory mode, the LUT is used as a 16-bit shift register, and can be used to implement a serial access memory.
- In Input mode, the molecule retrieves a value from the dynamic routing layer.

- In Output mode, the molecule sends a value to the dynamic routing layer.
- In Configure mode, the molecule can partially reconfigure a neighbouring molecule.
- In Trigger mode, the molecule serves as a trigger to synchronize the dynamic routing process.



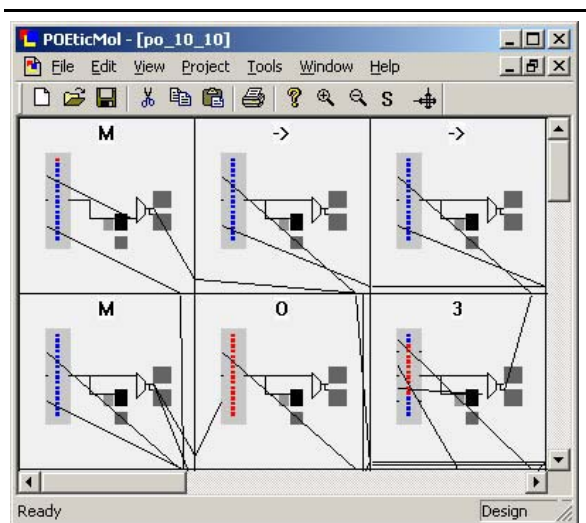
**Figure 3.** 3 bits define the operational mode of a molecule. On the left, a molecule in 4-LUT mode. On the right, a molecule in 3-LUT mode.

One of the special features of the reconfigurable array is that molecules can be partially reconfigured without microprocessor intervention. A molecule configuration is described by 76 bits, split into 5 blocks. The molecule can allow a reconfiguration of each of its blocks, and chooses the source of the configuration data. A partial reconfiguration is processed when a molecule in Configure mode is active; this is when its first input is active. In this state, configuration bits are shifted on every clock cycle, with the second input of the Configure molecule being sent out as the new configuration bitstream. This feature allows LUT content or dynamic routing addresses to be changed at runtime. It can be very useful for self-repair systems, in which the array can partially reconfigure itself without needing an external agent.

The routing layer is a grid of routing units, which can dynamically create paths between different points of the circuit at runtime. It implements a distributed dynamic routing algorithm, based on addresses (interested readers can see a description of this algorithm in [14]). It can be used to create connections between any parts of the circuit, by using the input/output molecules. In a cellular system (e.g. a neural network), for instance, cells could be identified by a unique ID and then connected to other cells by means of this mechanism. As the path creation is made at runtime, and can be made incrementally, POetic is a very good architecture on which to grow neural networks, or any other system involving a changing topology.



a schematic editor lets the developer create designs at the gate level.



**Figure 5. The graphical user interface of POEticMol, showing the configuration of 6 molecules.**

#### 4.1. Molecular Design

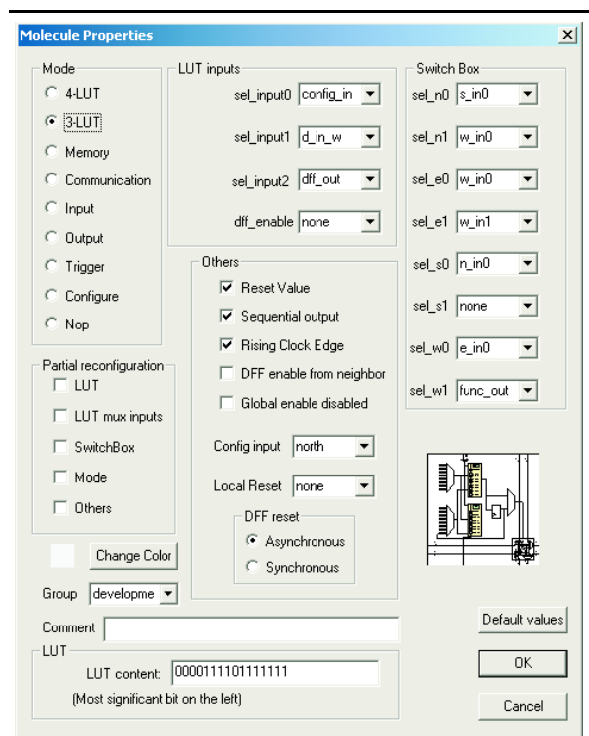
POEticMol provides a graphical interface (figure 5) for configuration of the molecules by hand. The user sees all the molecules, and can specify every configuration option via a dialog (figure 6). In addition, molecules can be grouped in order to ease the visualization of complex systems.

The inter-molecular communication is done through switch boxes, and manual configuration of these switch boxes would be tedious. A basic router has been incorporated, which requires the developer only to click on a source and a target. A path is automatically created through the switch boxes, using a breadth-first search algorithm to find the shortest path between the two points.

Initially, POEticMol was conceived as a prototype to ease the debugging phase of the organic subsystem. It was a good tool to visualize the state of the molecules and routing units, and has changed a lot since the first version of the chip. Now that the chip is fixed, it is widely used to create new designs.

#### 4.2. Schematic Editor

The POEticMol tool presents the designer with a low-level view of the POEtic IC. An additional tool, schemed, offers the option of a higher-level design process.

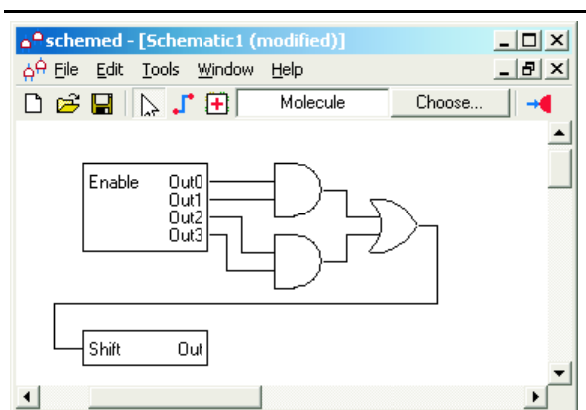


**Figure 6. The dialog in which the user can describe the entire molecular configuration.**

Rather than operating in terms of molecules, the front-end to schemed allows users to draw circuits based on a collection of high-level 'components', such as counters, triggers and logic gates. The software can then synthesize an array of POEtic molecules to implement a particular circuit. The molecular array is passed to the POEticMol tool, from which the synthesized molecules can be examined and simulated in the normal way. In addition, schemed collects the results of any simulations that are run and presents the results on the schematic.

Schemed also presents some other useful tools for schematic designers. Firstly, a set of components and interconnections can be grouped together into a new user-defined component. Such a component might be a design for a simple neuron, for example. The inputs and outputs of this new component can be named as appropriate in order to make their purpose clear. These user-defined components can then be used in other schematics, allowing a library of useful components to be constructed and re-used.

The schemed editor (figure 7) consists of two main parts: the front end, which handles the graphical user interface, and the back end, which can convert high-level schematics



**Figure 7. A schematic editor allows the rapid creation of designs which can then be exported as a molecular structure.**

into molecules.

The front end is written in C++ using the wxWidgets class library. It presents a typical schematic editing interface with which users can connect 'components' using 'wires'. The various properties of the components (e.g. number of bits in a counter, number of inputs to a logic gate) can be set up using dialogue boxes. Schematics can be saved and loaded in a simple text-based format.

The back end has the task of taking a set of components and interconnections, and generating the appropriate POEtic molecules. The process can be divided into five stages: simplification, logic synthesis, component synthesis, placement and routing.

Firstly, the schematic is simplified in some basic ways. Groups of components are expanded into their constituent parts. Connections between other connections are simplified, so that all connections go between one component's output and another's input.

Secondly, any logic gates within the circuit are collected together. Logic gates are different from most other component types in that several gates can be synthesized using a single POEtic molecule; all other component types require an integer number of molecules for their implementation. The logic gates in the circuit are collapsed into the smallest suitable number of 4-input, 1-output look-up tables; such LUTs can be synthesized directly into molecules.

The third step is to synthesize the molecules that are required for each component. Each component type has an algorithm to generate the required molecules, and these algorithms can be dependent on parameters of the component. For example, there are several different ways of implementing a trigger component, and the optimal implementation depends on the number of clock cycles that is required be-

tween trigger pulses. Schemed can use the trigger 'length' that the designer has specified in order to choose the optimal trigger representation.

Following synthesis is the process of placing components within the tissue. Firstly, components are topographically sorted based on their interconnections. Then, the arrangement of molecules required for each component is found. The required molecule arrangements are then laid out onto the tissue using a simple snake-like placement algorithm.

Once molecules have been placed on the tissue, the last step is to implement their interconnections using the switch boxes that are a part of each molecule. A connection between two molecules is constructed using Dijkstra's shortest path algorithm, and the switch boxes on the path are configured appropriately.

At present, there is no optimisation or re-try step if routing fails. Such techniques are currently under development.

The result of the synthesis is a set of molecules which are written to disk in the format used by POEticMol. This tool can then be used to view the results of the schemed synthesis.

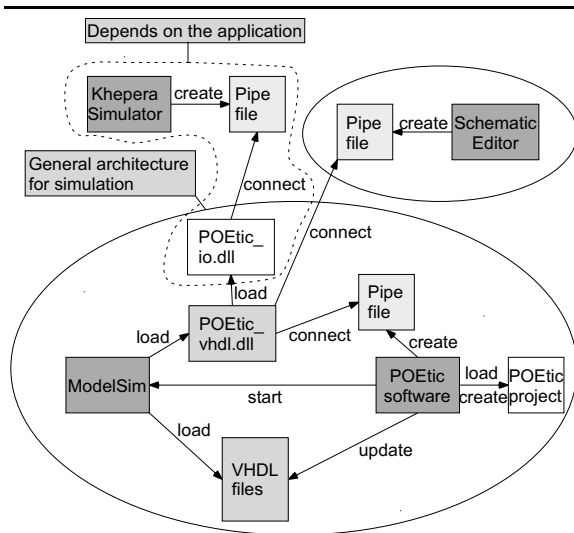
### 4.3. Simulation

The test phase is a crucial part of any system design, allowing developers to find and fix errors. POEticMol simulates the entire organic subsystem using its VHDL description. This description has been used to create the electronic layout of the final chip, and so reflects exactly the real chip behaviour.

Figure 8 shows every component involved in a simulation (software, DLLs, files). Modelsim, a digital designs simulator, is launched by POEticMol, and simulates the organic subsystem. A Foreign Language Interface, supplied by Modelsim, allows the VHDL code to be interfaced with a windows DLL written in C or C++. Using this mechanism, we defined a special component (POEticvhdl.dll) which interfaces the simulation and the graphical user interface of POEticMol using a pipe file. The simulation and the GUI can therefore communicate, with the GUI controlling the simulation and retrieving its state.

Inputs/Outputs to the simulation are controlled by a separate DLL, called POEtic\_io.dll, that can be rewritten by the developer. It allows the forcing of inputs and the retrieval of outputs in order, for example, to interface with another piece of software like a robot simulator, or to write data into a file. A DLL function is called every clock cycle, allowing the control of inputs/outputs with high level functions supplied by the programmer.

During a simulation, the GUI displays the state of the molecules and routing units, either together or separately. In this way, the developer has a global view on the entire



**Figure 8. The different programs and files involved in the simulation process. In this example, the VHDL simulation is linked to a Khepera robot [7] simulator and schematic editor using pipe files.**

system, either step by step or after any number of clock cycles.

Furthermore, if the design has been developed with the schematic editor, a pipe file allows the DLL loaded by Modelsim to send simulation values to the schematic. In this way, the user can visualize the molecule states corresponding to the higher-level design's state.

## 5. Applications

Although specially designed for bio-inspired cellular applications, the POETic chip's architecture is general enough for the implementation of any type of application that needs a microprocessor to communicate closely with a reconfigurable array. However, the applications that have been developed for the POETic chip thus far are all bio-inspired systems. We now go on to briefly describe three of these applications.

- A PO tissue [11], that brings Phylogenetic and Ontogenetic mechanisms into play, has already been designed for the POETic chip. Its purpose is to use a genetic algorithm to evolve a cellular system where every cell can act as a 3-input function. Evolution deals with the cells' functionality, and with the connectivity, by exploiting the dynamic routing capabilities of the circuit. Evolution is done by the microprocessor, while the ontogenetic part, that is the development of

the system starting from a single cell, is executed in the organic subsystem. This application takes advantage of the dynamic routing (so that the organism can grow), the partial reconfiguration to differentiate cells, and of the rapid communication between the microprocessor and the reconfigurable array, three features not present in commercial FPGAs.

- Evolvable hardware (EHW), on the Phylogenetic axis, deals with the design of analog or digital circuits using genetic algorithms. This technique replaces the design engineer with an algorithm, and can be used in many different areas (e.g. robot control). POETic can be used as a platform for evolvable hardware, reproducing the work of Thompson [15], in a faster manner. A very fast way of evolving the configuration stream of POETic has been developed [13], and will be tested with the chip as soon as it is available. Compared to commercially-available FPGAs, POETic will be the best solution for solving these kind of problems for two reasons. Firstly the microprocessor, on the same chip as the reconfigurable array, can rapidly change the configuration. Secondly, the implementation of the molecules, being based only on multiplexers, allows unconstrained evolution by ensuring that short circuits cannot occur.

- As a third example, on the Epigenetic axis, a new kind of spiking neuron, defined in [4], is currently being mapped to the molecules of POETic. These neurons have learning capabilities, and are capable of taking care of a robot navigation task, by recognizing vertical lines with a linear camera. A single neuron has now been tested, and will serve to create a neural network. The routing layer, a feature that does not exist in common FPGAs, will serve to connect neurons together, and the microprocessor will be used to evolve neuron parameters such as synaptic weights.

These three examples show the potential of POETic as a prototyping platform for bio-inspired systems. Furthermore, its on-chip microprocessor, with access to the configuration bits of the reconfigurable array, makes it an excellent tool for various other applications.

## 6. Conclusion

We have presented the POETic chip, a new reconfigurable circuit with an embedded microprocessor. We have shown its usefulness for bio-inspired systems, and described features which are important for the rapid prototyping of various applications. The different software tools currently available have been described, showing the ease of use of this new circuit.

In the near future, the microprocessor tools and the organic subsystem tools will be merged, in order to allow rapid tests of systems that involve both the microprocessor and a reconfigurable part, using the entire POETic tissue. For these systems, a total VHDL simulation could be performed, involving the VHDL description of both parts. As an alternative, the processor emulator will be linked to the VHDL simulation of the organic subsystem, to give an excellent visualization of the microprocessor and molecule states. This new tool will allow the rapid creation and test of new designs for POETic, without any need for a real circuit.

When the final chip is available, the new tool will be used to visualize the state of the real circuit, showing the molecules and the routing units state gathered by communication with the microprocessor.

## 6.1. Acknowledgements

This project is funded by the Future and Emerging Technologies programme (IST-FET) of the European Community, under grant IST-2000-28027 (POETIC). The information provided is the sole responsibility of the authors and does not reflect the Community's opinion. The Community is not responsible for any use that might be made of data appearing in this publication. The Swiss participants to this project are supported under grant 00.0529-1 by the Swiss government.

## References

- [1] <http://www.model.com/products/default.asp>.
- [2] <http://users.ece.gatech.edu/~hamblen/book/wintim>.
- [3] ARM. *AMBA Specification, Rev 2.0*. Advanced RISC Machines Ltd (ARM), <http://www.arm.com/armtech/AMBA.Spec>, 1999.
- [4] J. Eriksson, O. Torres, A. Mitchell, G. Tucker, K. Lindsay, D. Halliday, J. Rosenberg, J.-M. Moreno, and A. E. P. Villa. Spiking neural networks for reconfigurable POETic tissue. In A. Tyrrell, P. Haddow, and J. Torresen, editors, *Evolvable Systems: From Biology to Hardware. Proc. 5th Int. Conf. on Evolvable Hardware (ICES 03)*, volume 2606 of LNCS, pages 165–173, Berlin, 2003. Springer-Verlag.
- [5] D. Hanson and C. Fraser. *A Retargetable C Compiler: Design and Implementation*. Benjamin-Cummings Publishing Company, 1995.
- [6] J. Holland. Genetic algorithms and the optimal allocation of trails. In *SIAM Journal of Computing*, volume 2:2, pages 88–105, 1973.
- [7] K-TEAM S.A. *Khepera User Manual*. Prévelengues, Switzerland (<http://www.k-team.com>).
- [8] D. S. Linden. Optimizing signal strength in-situ using an evolvable antenna system. In A. Stoica, J. Lohn, R. Katz, D. Keymeulen, and R. S. Zebulum, editors, *The 2002 NASA/DoD Conference on Evolvable Hardware*, pages 147–151, Alexandria, Virginia, 15-18 July 2002. Jet Propulsion Laboratory, California Institute of Technology, IEEE Computer Society.
- [9] D. Mange, M. Sipper, A. Stauffer, and G. Tempesti. Towards robust integrated circuits: The embryonics approach. In *Proceedings of the IEEE*, volume 88:4, pages 516–541, April 2000.
- [10] J.-M. Moreno, Y. Thoma, E. Sanchez, O. Torres, and G. Tempesti. Hardware realization of a bio-inspired POETic tissue. In *Proc. 2004 NASA/DoD Conference on Evolvable Hardware*, Seattle, USA. To be published.
- [11] D. Roggen and Y. Thoma. An evolving and developing cellular electronic circuit. In *Ninth International Conference on the Simulation and Synthesis of Living Systems (ALIFE9)*, Boston, Massachusetts, USA. To be published.
- [12] E. Sanchez, D. Mange, M. Sipper, M. Tomassini, A. Perez-Urbe, and A. Stauffer. Phylogeny, ontogeny, and epigenesis: Three sources of biological inspiration for softening hardware. In T. Higuchi, M. Iwata, and W. Liu, editors, *Evolvable Systems: From Biology to Hardware*, volume 1259 of LNCS, pages 33–54, Berlin, 1997. Springer-Verlag.
- [13] Y. Thoma and E. Sanchez. A reconfigurable chip for evolvable hardware. In *Proc. Genetic and Evolutionary Computation Conference (GECCO 2004)*, Seattle, USA. To be published.
- [14] Y. Thoma, E. Sanchez, J.-M. Moreno Arostegui, and G. Tempesti. A dynamic routing algorithm for a bio-inspired reconfigurable circuit. In P. Y. K. Cheung, G. A. Constantinides, and J. T. de Sousa, editors, *Proc. of the 13th International Conference on Field Programmable Logic and Applications (FPL'03)*, volume 2778 of LNCS, pages 681–690, Berlin, Heidelberg, 2003. Springer Verlag.
- [15] A. Thompson. On the automatic design of robust electronics through artificial evolution. In M. Sipper, D. Mange, and A. Pérez-Urbe, editors, *ICES'98*, volume 1478 of *Lecture Notes in Computer Science*, pages 13–24, Berlin Heidelberg, 1998. Springer-Verlag.
- [16] L. S. Yaeger, J. B. Webb, and R. F. Lyon. Combining neural networks and context-driven search for online, printed handwriting recognition in the newton. *A.I. Magazine*, 19(1):73–89, 1998.
- [17] J. Zhu and P. Sutton. FPGA implementations of neural networks - a survey of a decade of progress. In P. Y. K. Cheung, G. A. Constantinides, and J. T. de Sousa, editors, *Proc. of the 13th International Conference on Field Programmable Logic and Applications (FPL'03)*, number 2778 in LNCS, pages 1062–1066, Berlin, Heidelberg. Springer Verlag.